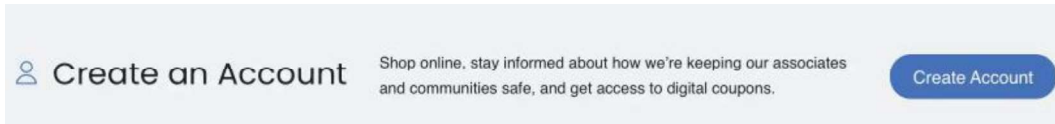


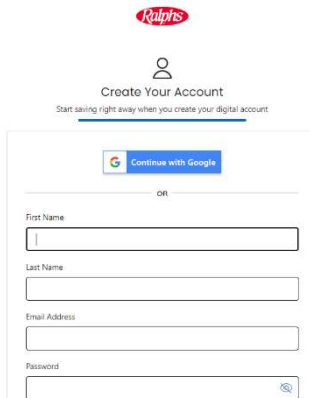
How to create a digital account at Ralph's and link your Ralph's Rewards to LAUMC

First, set up a digital account. Start at [Ralphs.com](https://www.ralphs.com)

Scroll down and click on Create Account:



Complete the required details on the next screen

A screenshot of the 'Create Your Account' form on the Ralph's website. At the top is the Ralph's logo. Below it is a person icon and the text 'Create Your Account' with a subtext 'Start saving right away when you create your digital account'. There is a 'Continue with Google' button. Below that, there are four input fields: 'First Name', 'Last Name', 'Email Address', and 'Password'. The 'Password' field has a small eye icon to toggle visibility.

If you have an existing Ralph's Rewards account, enter the number or Alt ID (typically phone number) in this field. If you do not already have a Ralph's Rewards account, leave this field blank and a "virtual" account will be created for you.

 Rewards Card or Alt ID

Register your existing card to access hundreds of digital coupons, track your savings, check your fuel points, and more. If you do not have one we will create a virtual card for you.

Rewards Card Number or Alt ID Number (Optional)

Enter Card or Alt ID Number

Accept the Ralph's Rewards consent form

Agree to the terms and conditions

Click Create Account

Next, link your account to LAUMC

Go to <https://www.ralphs.com/i/community/community-contribution-program>.


Follow the instructions to link your card to LAUMC using the "Search for your organization here" link.

2. Link your Card to an organization.

Selecting the organization that you wish to support is as simple as updating the Ralph's Community Contribution Program selection on your digital account.

1. Sign in to your digital account.
2. Search for your organization [here](#).
3. Enter the name or NPO number of the organization you wish to support.
4. Select the appropriate organization from the list and click "Save".

Your selected organization will also display in the Ralph's Community Contribution Program section of your account. If you need to review or revisit your organization, you can always do so under your Account details.

On the next screen, type Los Altos United Methodist Church in the search bar and click on the 

Find an Organization


On the next screen, click on Enroll

Organization Name
LOS ALTOS UNITED METHODIST CHURCH

Organization Address
**5950 E. WILLOW STREET
LONG BEACH, CA 90815**

[Enroll](#)

The next screen will include the confirmation of enrollment:

 Donation Summary

Status:
enrolled

Organization Name:
LOS ALTOS UNITED METHODIST CHURCH

Enrollment Date:
08/20/2020

Organization Number:
VU448

[Change Organization](#) [Cancel Enrollment](#)